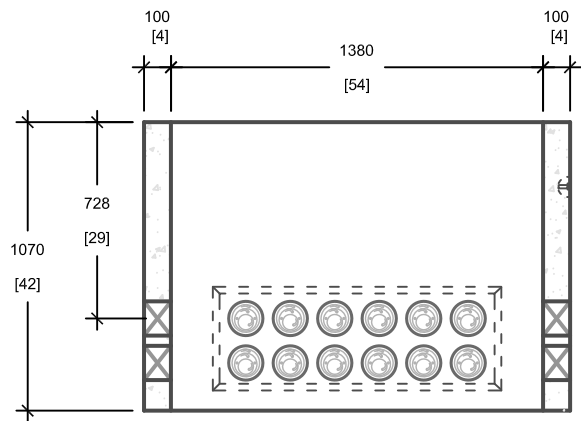
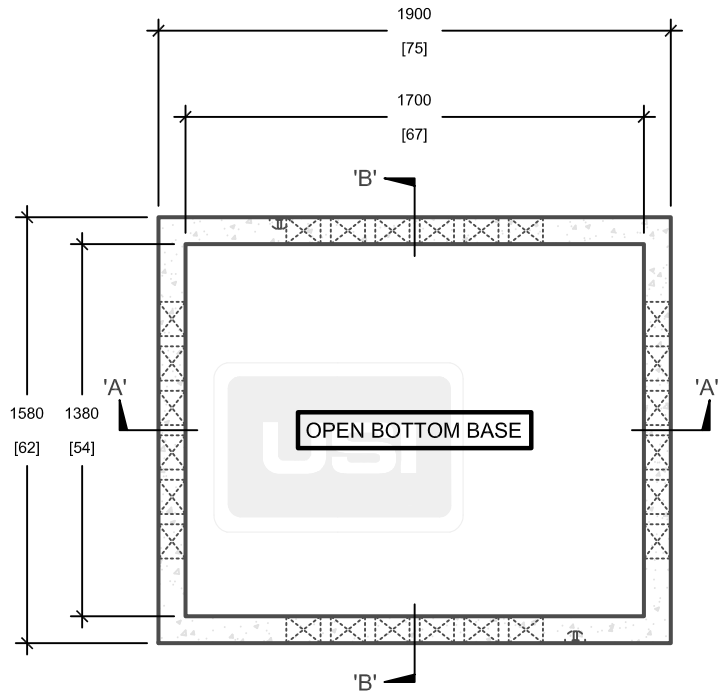


LOAD REQUIREMENTS	
DISTRIBUTED LATERAL LOAD	25 kN/m ²
TOP SLAB DISTRIBUTED LOAD	60 kN/m ²
TOP SLAB POINT LOAD	70 kN

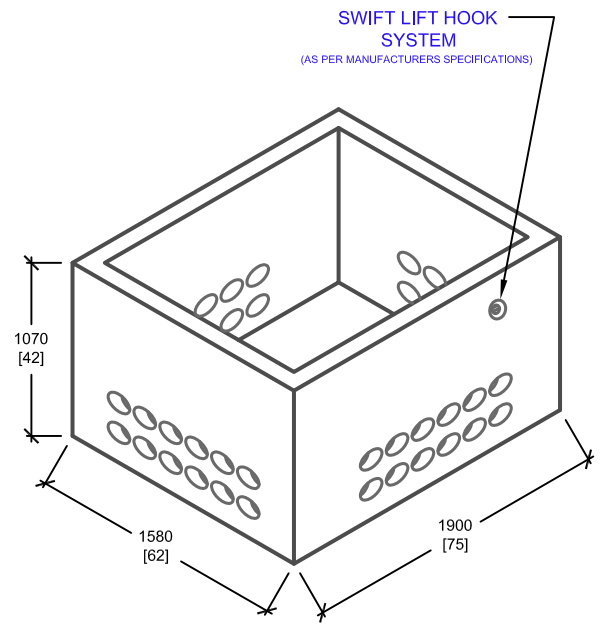
* DISTRIBUTED AND POINT LOADS ON TOP SLAB SHALL NOT BE APPLIED SIMULTANEOUSLY.



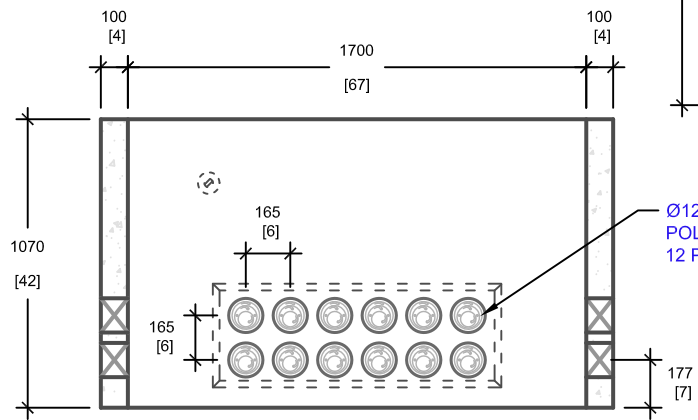
CROSS SECTION 'B'



PLAN VIEW



ISOMETRIC VIEW



CROSS SECTION 'A'

Ø127mm [5] (TYP.)
POLYLOK PIPESEAL
12 PER SIDE

mm
[Inches]
ALL DIMENSIONS DEFAULT TO MILLIMETRES

- NOTES:**
- SOIL BEARING CAPACITY TO BE MIN. 340 kPa (SLS); VERIFY ON SITE.
 - THESE DRAWINGS ARE ONLY FOR STRUCTURAL. OTHER MATERS INCLUDING GEOTECHNICAL AND DRAINAGE TO BE TAKEN CARE BY THE ENGINEERS OF THE RESPECTIVE DISCIPLINES
 - TRANSFORMER ANCHORAGE TO E-14-ONT BASE THROUGH E-14 (403) PAD FOR LATERAL LOADS (SEISMIC/WIND) BY OTHERS.



UTILITY STRUCTURES INC.
61 BONGARD AVE | OTTAWA, ON | K2E 6V2
T: 613.225.6398 F: 613.225.1681 TF: 800.267.6466
www.utilitystructures.com

- CONSTRUCTION DETAILS:**
- REFERENCE **HYDRO ONE DU-09-403**
 - **CSA A23.1**
 - 35 MPa (5000psi) AT 28 DAYS
 - STRIPPING STRENGTH: MIN. 20 MPa(2900psi)
 - 5-8% AIR ENTRAINED
 - EXPOSURE CLASS: C-1
 - REINFORCING: STEEL TO CSA G30.18

- PRODUCT DETAILS:**
- (4) 127mm[5"] POLYLOK PIPESEAL WINDOWS (12 POLYLOKS PER WINDOW)
 - THREE PHASE PAD-MOUNTEDSWITCHGEAR (4 WAY) TRANSFORMER BASE
 - CLOSED BOTTOM VERSION AVAILABLE (DWG# E-14B-ONT)
 - USE WITH E-14 (403) TRANSFORMER PAD
 - CUSTOM OPTIONS AVAILABLE:
- CUSTOM WINDOWS & OPENINGS

PRODUCT CODE:	
E-14-ONT	
THREE PHASE TRANSFORMER BASE	
OUTSIDE DIMENSIONS:	
1.07m(H) x 1580mm x 1900mm	
TOTAL WEIGHT:	
2,545 kg / 5,600 lbs	
REVISION DATE:	OCTOBER 17, 2017
REV. #	3