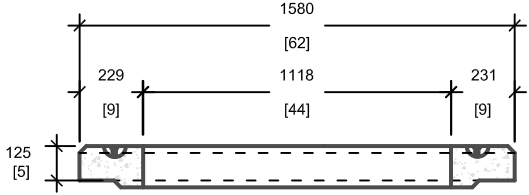
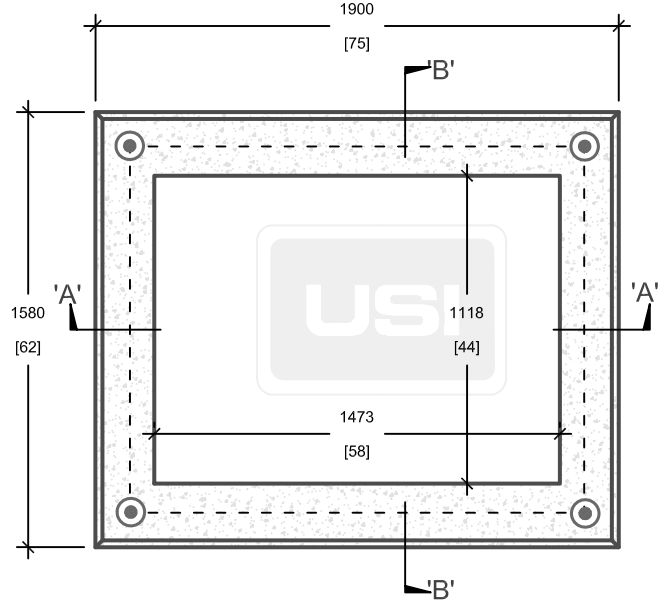


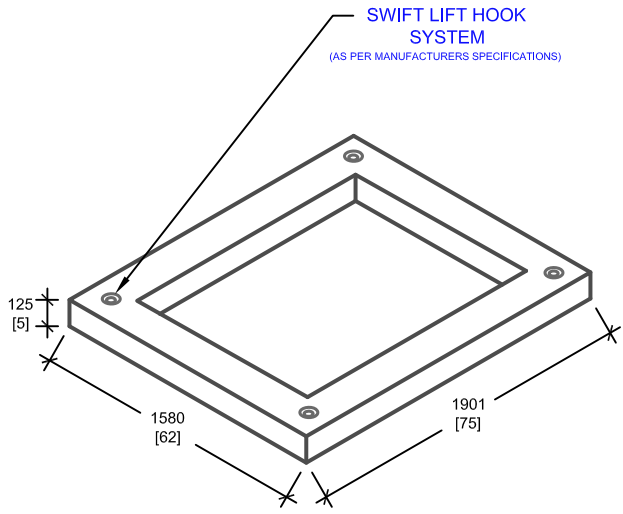
LOAD REQUIREMENTS	
DISTRIBUTED LATERAL LOAD	25 kN/m ²
TOP SLAB DISTRIBUTED LOAD	60 kN/m ²
TOP SLAB POINT LOAD	70 kN



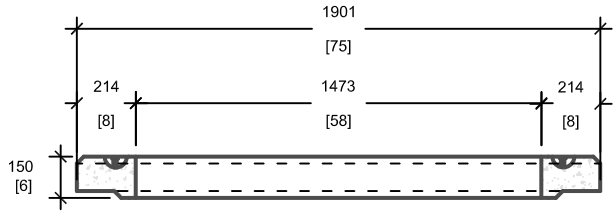
CROSS SECTION 'B'



PLAN VIEW



ISOMETRIC VIEW



CROSS SECTION 'A'

mm
[Inches]
ALL DIMENSIONS DEFAULT TO MILLIMETRES



UTILITY STRUCTURES INC.

61 BONGARD AVE | OTTAWA, ON | K2E 6V2
T: 613.225.6398 F: 613.225.1681 TF: 800.267.6466

www.utilitystructures.com

- CONSTRUCTION DETAILS:**
- REFERENCE **HYDRO ONE DL21968C01 [OLD SPEC]**
 - USE WITH BASE E-14, E-14-ONT OR E-14B-ONT
- PRODUCT DETAILS:**
- PAD OPENING: 1118mm[44"] x 1473mm[58"]
 - CUSTOM OPTIONS AVAILABLE
 - CUSTOM OPENINGS
- CSA 23.4**
- 35 MPa (5000psi) AT 28 DAYS
 - STRIPPING STRENGTH: MIN. 20 MPa(2900psi)
 - 5-8% AIR ENTRAINED
 - EXPOSURE CLASS: C-1
 - REINFORCING: STEEL TO CSA CAN A23.1

PRODUCT CODE:	E-14AK	
	THREE PHASE KABAR PAD	
OUTSIDE DIMENSIONS:	1580mm x 1900mm [O.D.]	
TOTAL WEIGHT:	636 kg / 1400 lbs	
REVISION DATE:	SEPTEMBER 18, 2017	REV. # 4